

CLASS OF 2023

# CAREER OUTCOMES

AT THE UNIVERSITY OF SAINT FRANCIS



UNIVERSITY of  
SAINT FRANCIS™  
1890  
FORT WAYNE, INDIANA



*Spirit of Saint Francis*  
When love for the creations of God  
is embedded in your soul you will be  
not free  
Sculptor: Safi Ahmad  
1997

# ABOUT THE UNIVERSITY OF SAINT FRANCIS

## AS OF JUNE 2023

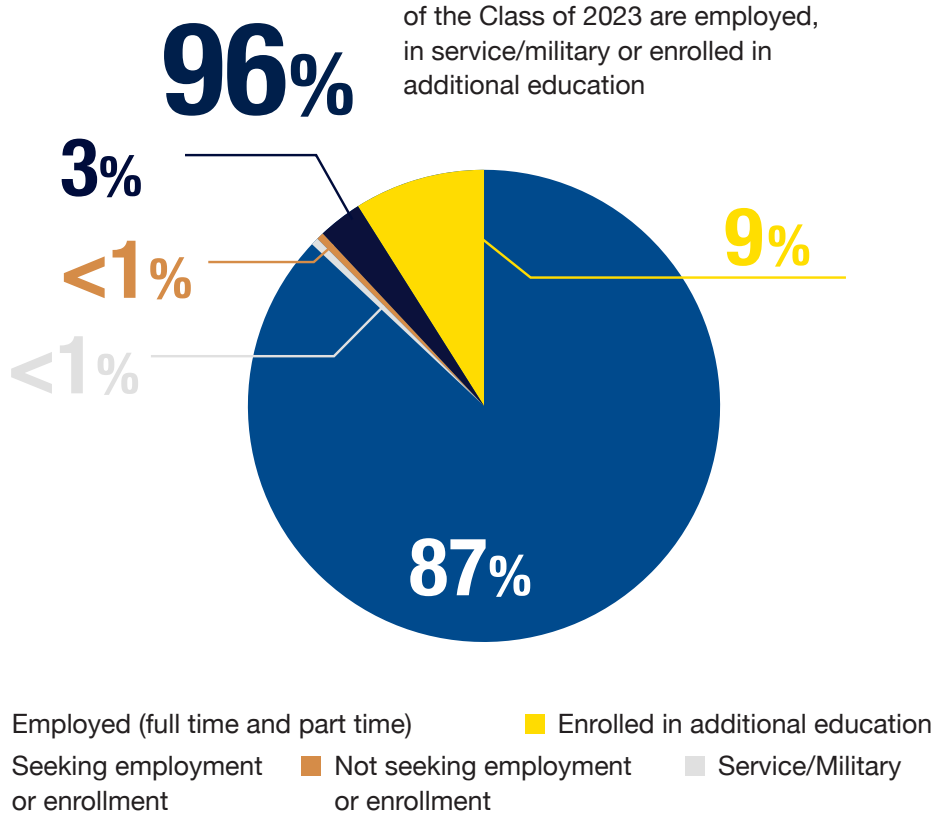
---

- President: Dr. Lance Richey
- Fort Wayne, Crown Point and Online
- 78 Associate, Baccalaureate, Master, Doctoral and Certificate programs in Business, Liberal Arts and Sciences, Creative Arts and Health Sciences
- Accredited by the Higher Learning Commission
- 18 NAIA athletic programs; six national championships

As the university community is always eager to learn about our students' career outcomes post-graduation, each year we gather information regarding where our new graduates are applying their skills upon leaving Saint Francis. University data demonstrates that approximately 96 percent of our graduates immediately began employment, enrolled in advanced studies or enlisted in service or military, while some still may be seeking the right opportunity.

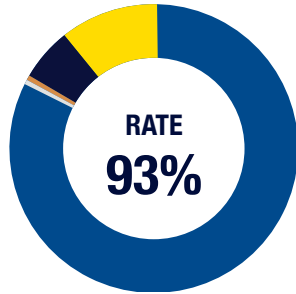
No matter their individual outcomes, our data collection efforts are helping to demonstrate that Saint Francis has built a network of alumni who economically, socially and spiritually contribute to society. These positive results show that a University of Saint Francis education gives our students an excellent chance for personal and professional success after graduation.

## AFTER GRADUATION



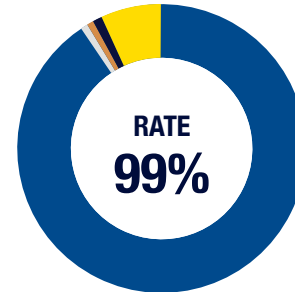
# CAREER OUTCOMES BY COLLEGE

## COLLEGE OF ARTS, SCIENCES AND BUSINESS



- 82%
- 11%
- 6%
- <1%
- <1%

## COLLEGE OF HEALTH SCIENCES



- 91%
- 7%
- 1%
- <1%
- <1%

● Employed

● Continuing education

● Seeking employment or enrollment

● Not seeking employment or enrollment

● Service/Military

## CAREER OUTCOMES



**ATHLETE**

Career Outcome Rate: **95%**



**FEMALE**

Career Outcome Rate: **96%**



**MALE**

Career Outcome Rate: **97%**



**FIRST GENERATION**

Career Outcome Rate: **94%**



**GRADUATES OF COLOR**

Career Outcome Rate: **96%**



**INTERNATIONAL GRADUATES  
(NONRESIDENT)**

Career Outcome Rate: **100%**



## CLASS OF 2023 SALARY INFORMATION

---



**SAINT FRANCIS  
OVERALL**  
Median \$60,000



**ASSOCIATE DEGREES**  
Median \$56,160



**86%** of the employed  
Class of 2023 are  
working in Indiana



**BACHELOR'S DEGREES**  
Median \$60,320



**MASTER'S DEGREES**  
Median \$72,500



of respondents  
indicated that they  
would recommend  
Saint Francis to a  
friend or relative

## CAREER OUTCOMES BY DEGREE LEVEL

---



**ASSOCIATE DEGREES**



**BACHELOR'S DEGREES**



**MASTER'S DEGREES**

## ASSOCIATE DEGREES

### TOP EMPLOYERS:

- 1 Parkview Health
- 2 Lutheran Health Network
- 3 Franciscan Health
- 4 Northwest Health
- 5 Community Health Network
- 5 Community Healthcare System
- 5 Indiana Physical Therapy

### TOP OCCUPATIONS:

- 1 Healthcare Services
- 2 Community and Social Services
- 2 Hotel/Restaurant/Hospitality
- 2 Design/Art
- 2 Finance

## BACHELOR'S DEGREES

### TOP EMPLOYERS:

- 1 Parkview Health
- 2 Franciscan Health
- 3 Lutheran Health Network
- 4 IU Health
- 5 State of Indiana

### TOP OCCUPATIONS:

- 1 Healthcare Services
- 2 General Management
- 3 Community and Social Services
- 3 Education/Teaching/Training
- 5 Sales
- 5 Customer/Technical Support

## MASTER'S DEGREES

### TOP EMPLOYERS:

- 1 University of Saint Francis
- 2 Fort Wayne Community Schools
- 3 Parkview Health
- 4 Franciscan Health
- 5 Diocese of Fort Wayne-South Bend
- 5 Lutheran Health Network

### TOP OCCUPATIONS:

- 1 Education/Teaching/Training
- 2 Healthcare Services
- 3 General Management
- 4 Administration
- 5 Counseling
- 5 Human Resources



## ABOUT THE DATA

---

The university conducted a data collection effort for the Class of 2023 graduates to determine their career and educational outcomes after graduation. The Class of 2023 includes students who graduated between July 1, 2022 and June 30, 2023.

Data was gathered through December 31, 2023, for 521 of the 579 graduates, yielding a knowledge rate of 90%. Knowledge rate refers to the percentage of graduates for whom knowledge of their career outcomes has been obtained. This includes survey data provided by students, social media profile information, National Student Clearinghouse enrollment data and knowledge shared by Saint Francis faculty and staff.

Gathering this information is a requirement of the Higher Education Opportunity Act, but this data can also assist students and families in understanding the types of career and educational opportunities that are possible with a Saint Francis degree. This data provides insight to area businesses, organizations and graduate schools about the University of Saint Francis record for producing quality talent.

2701 Spring Street  
Fort Wayne, IN 46808  
260-399-8055  
[career.sf.edu](https://career.sf.edu)



UNIVERSITY of  
SAINT FRANCIS™